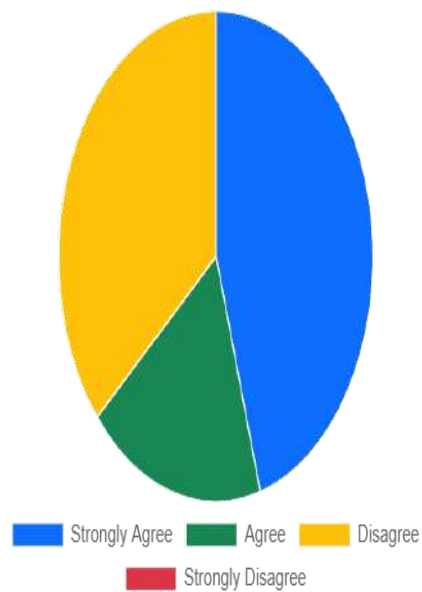


Teacher Analysis Report

Q1. The current teacher-student ratio is appropriate for effective learning.

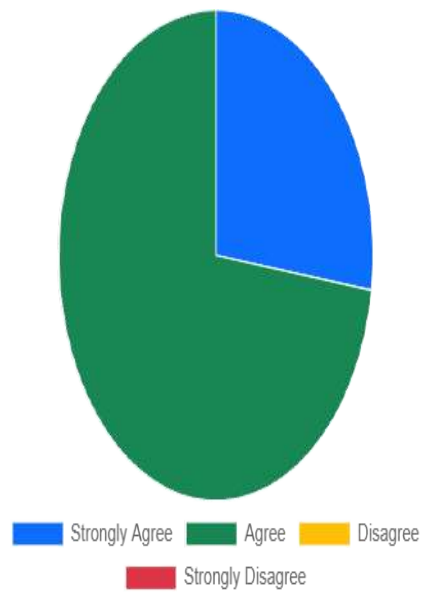
Total Responses : 11

Option	Count	Percentage
Strongly Agree	5	45.45%
Agree	2	18.18%
Disagree	4	36.36%
Strongly Disagree	0	0%



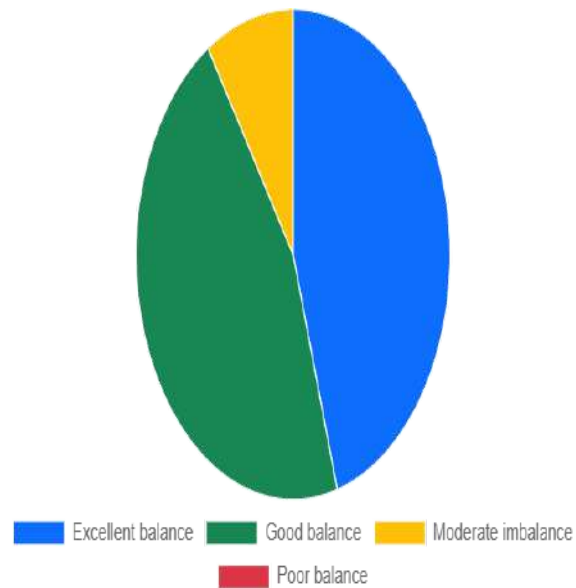
Q2. The syllabus provides sufficient depth and coverage of key concepts.**Total Responses : 11**

Option	Count	Percentage
Strongly Agree	3	27.27%
Agree	8	72.73%
Disagree	0	0%
Strongly Disagree	0	0%



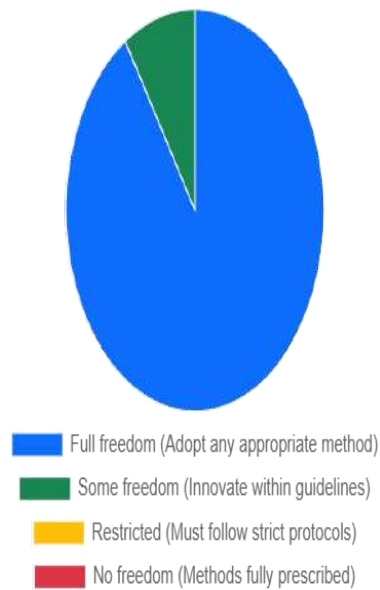
Q3. To what extent does the course syllabus maintain an appropriate balance between theoretical concepts and practical applications?**Total Responses : 11**

Option	Count	Percentage
Excellent balance	5	45.45%
Good balance	5	45.45%
Moderate imbalance	1	9.09%
Poor balance	0	0%



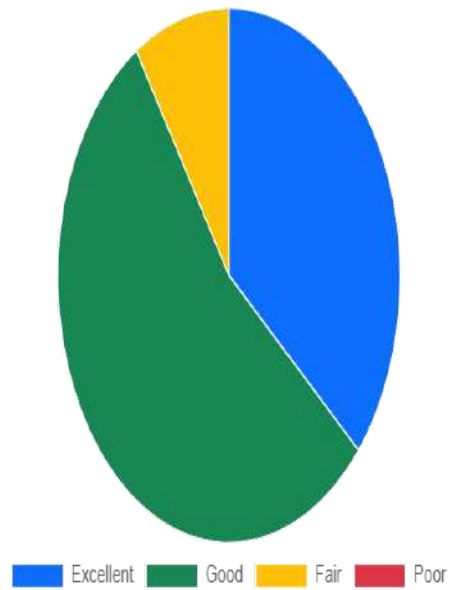
Q4. How much freedom do you have to implement innovative teaching methods (e.g., seminars, group discussions, participatory learning) ?**Total Responses : 11**

Option	Count	Percentage
Full freedom (Adopt any appropriate method)	10	90.91%
Some freedom (Innovate within guidelines)	1	9.09%
Restricted (Must follow strict protocols)	0	0%
No freedom (Methods fully prescribed)	0	0%



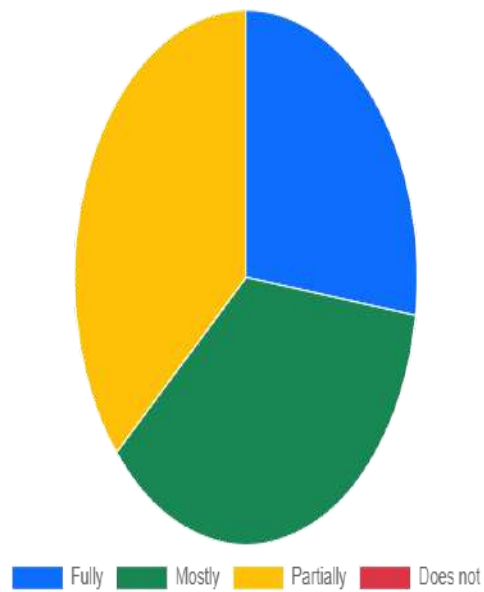
Q5. Are the classrooms well-equipped (furniture, lighting, ventilation)?**Total Responses : 11**

Option	Count	Percentage
Excellent	4	36.36%
Good	6	54.55%
Fair	1	9.09%
Poor	0	0%



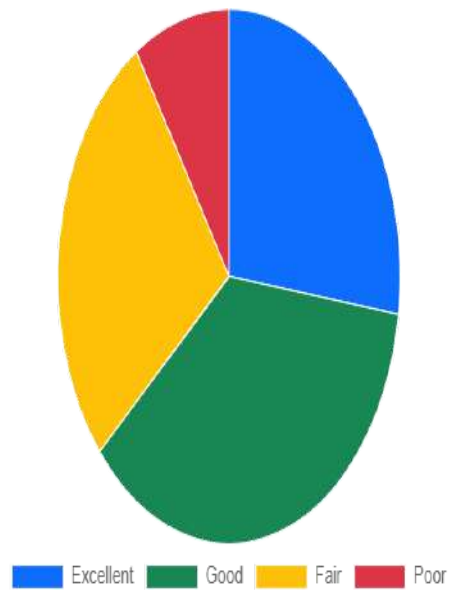
Q6. Do library resources (books/digital access) meet academic needs?**Total Responses : 11**

Option	Count	Percentage
Fully	3	27.27%
Mostly	4	36.36%
Partially	4	36.36%
Does not	0	0%



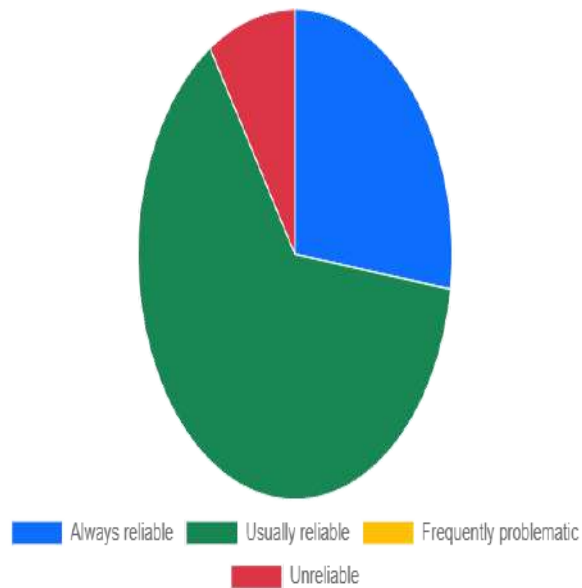
Q7. Do laboratories have modern equipment and are they safely maintained?**Total Responses : 11**

Option	Count	Percentage
Excellent	3	27.27%
Good	4	36.36%
Fair	3	27.27%
Poor	1	9.09%




Q8. Are Wi-Fi and IT facilities (computers, interactive panels, projectors) reliable?**Total Responses : 11**

Option	Count	Percentage
Always reliable	3	27.27%
Usually reliable	7	63.64%
Frequently problematic	0	0%
Unreliable	1	9.09%



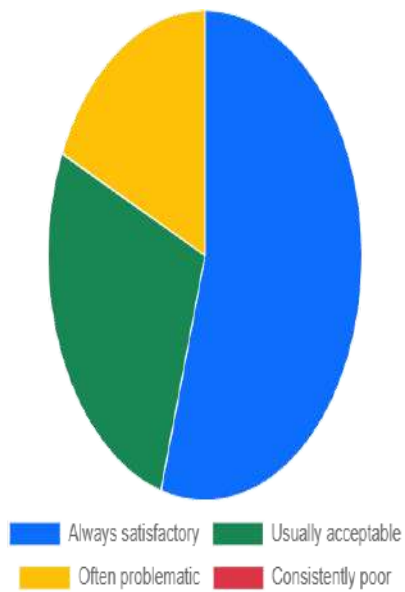
Q9. Are sports/recreational facilities (grounds, equipment) adequate?**Total Responses : 11**

Option	Count	Percentage
Excellent	4	36.36%
Good	3	27.27%
Basic	4	36.36%
Inadequate	0	0%



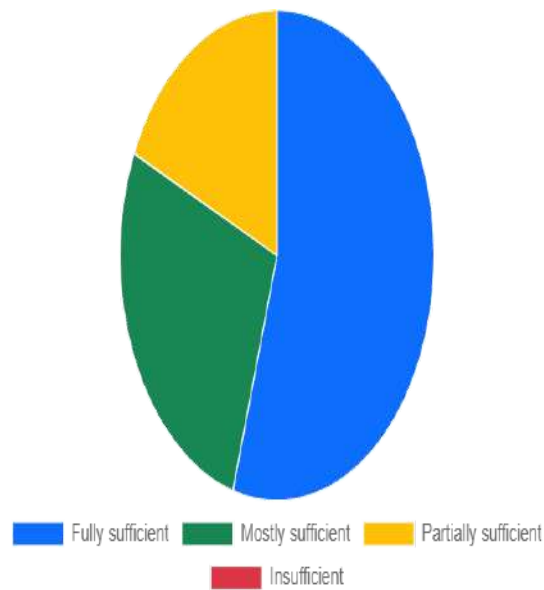
Q10. Is sanitation (washrooms, drinking water) clean and functional?**Total Responses : 11**

Option	Count	Percentage
Always satisfactory	6	54.55%
Usually acceptable	3	27.27%
Often problematic	2	18.18%
Consistently poor	0	0%



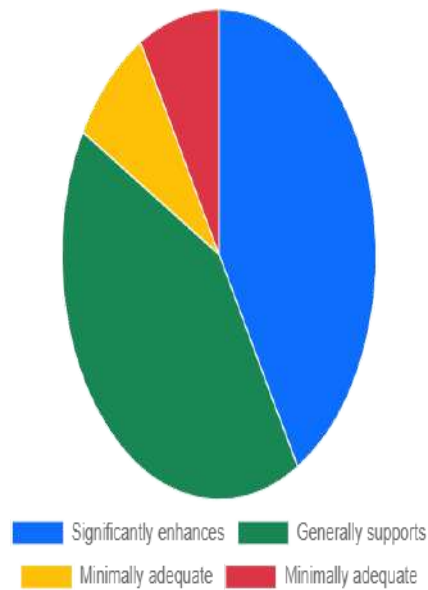
Q11. Are safety measures (CCTV, fire extinguishers, security) sufficient?**Total Responses : 11**

Option	Count	Percentage
Fully sufficient	6	54.55%
Mostly sufficient	3	27.27%
Partially sufficient	2	18.18%
Insufficient	0	0%



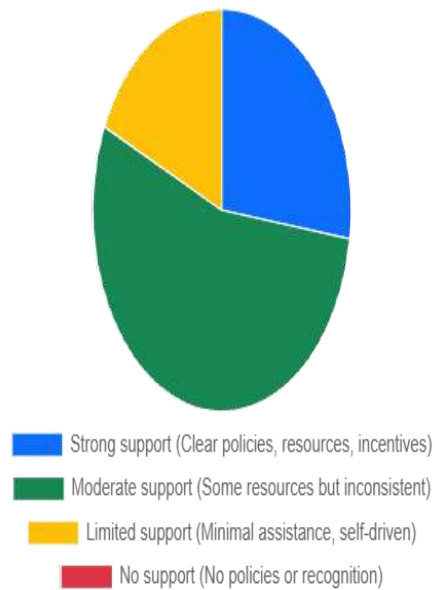
Q12. Does the infrastructure overall enhance teaching/learning effectiveness?**Total Responses : 11**

Option	Count	Percentage
Significantly enhances	5	45.45%
Generally supports	5	45.45%
Minimally adequate	1	9.09%
Minimally adequate	1	9.09%



Q13. To what extent does the college actively encourage and support faculty in research publications?**Total Responses : 11**

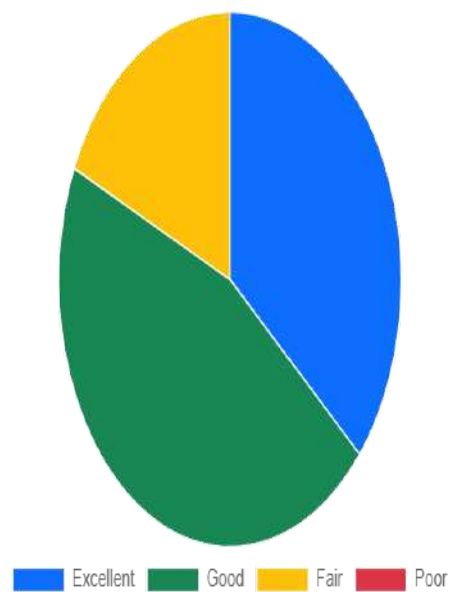
Option	Count	Percentage
Strong support (Clear policies, resources, incentives)	3	27.27%
Moderate support (Some resources but inconsistent)	6	54.55%
Limited support (Minimal assistance, self-driven)	2	18.18%
No support (No policies or recognition)	0	0%



Q14. How would you rate the opportunities provided by the institution for attending professional development programs (Conferences/ Seminars/ Webinars/ Workshops/ FDPs/ Training Programs)?

Total Responses : 11

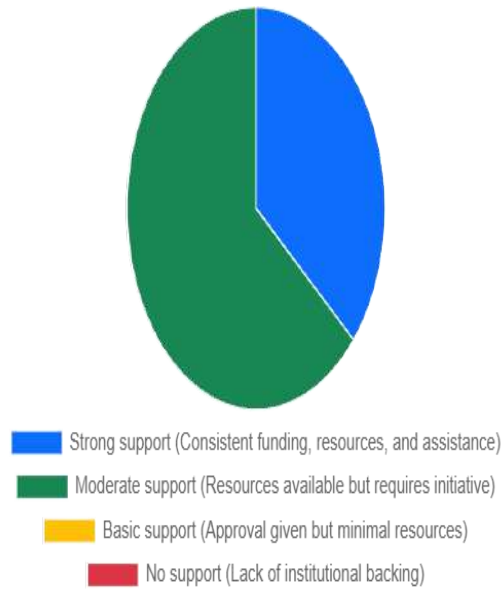
Option	Count	Percentage
Excellent	4	36.36%
Good	5	45.45%
Fair	2	18.18%
Poor	0	0%



Q15. How satisfied are you with the college's support for faculty to organize professional development programs (Conferences/Seminars/Webinars/Workshops/FDPs/Training Programs)?

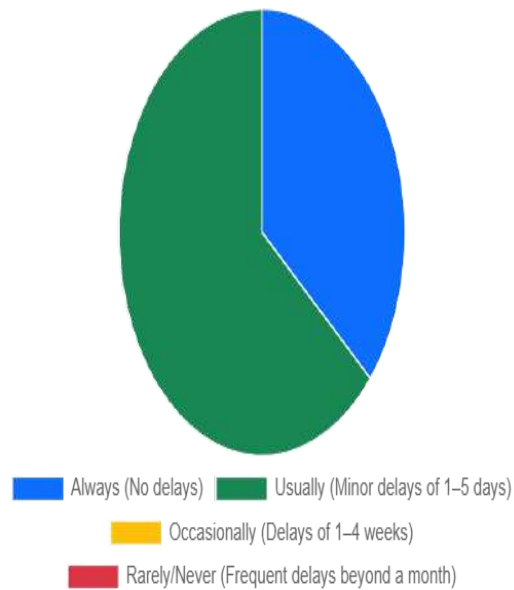
Total Responses : 11

Option	Count	Percentage
Strong support (Consistent funding, resources, and assistance)	4	36.36%
Moderate support (Resources available but requires initiative)	7	63.64%
Basic support (Approval given but minimal resources)	0	0%
No support (Lack of institutional backing)	0	0%



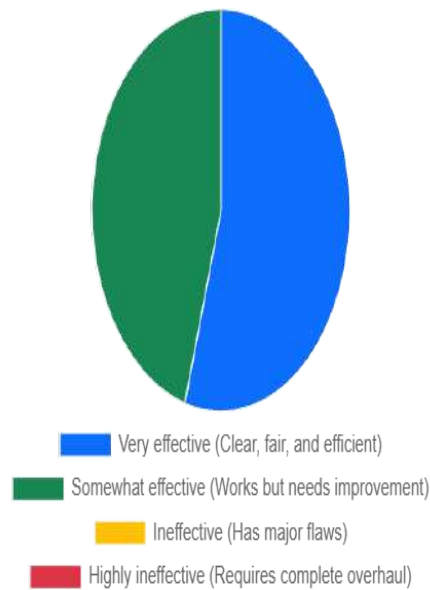
Q16. Does the college disburse salaries and other financial benefits (grants, reimbursements) on time?**Total Responses : 11**

Option	Count	Percentage
Always (No delays)	4	36.36%
Usually (Minor delays of 1–5 days)	7	63.64%
Occasionally (Delays of 1–4 weeks)	0	0%
Rarely/Never (Frequent delays beyond a month)	0	0%



Q17. How effective is the college's leave (casual, medical and special) approval process?**Total Responses : 11**

Option	Count	Percentage
Very effective (Clear, fair, and efficient)	6	54.55%
Somewhat effective (Works but needs improvement)	5	45.45%
Ineffective (Has major flaws)	0	0%
Highly ineffective (Requires complete overhaul)	0	0%



Q18. How satisfied are you with the administration's support for faculty needs?**Total Responses : 11**

Option	Count	Percentage
Very satisfied (Proactive & responsive)	4	36.36%
Satisfied (Supportive with minor delays)	7	63.64%
Dissatisfied (Slow/inconsistent response)	0	0%
Very dissatisfied (Unresponsive/indifferent)	0	0%

