

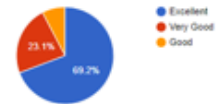
# Alumni Feedback Analysis Report 2023-2024

Sariya College, Suriya  
Internal Quality Assurance Cell (IQAC)  
Alumni Feedback Report  
Dept. of All

Q. No. 1:	Admission Procedure		
A	Excellent	11	84.615384615385
B	Very Good	1	7.6923076923077
C	Good	1	7.6923076923077
D	Average	0	0
E	Poor	0	0



Q. No. 2:	Fee Structure?		
A	Excellent	9	69.230769230769
B	Very Good	3	23.076923076923
C	Good	1	7.6923076923077
D	Average	0	0
E	Poor	0	0



Q. No. 3:	Environment		
A	Excellent	11	84.615384615385
B	Very Good	2	15.384615384615
C	Good	0	0
D	Average	0	0
E	Poor	0	0



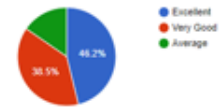
Q. No. 4:	Infrastructural facilities		
A	Excellent	10	76.923076923077
B	Very Good	1	7.6923076923077
C	Good	2	15.384615384615
D	Average	0	0
E	Poor	0	0



Q. No. 5:	Faculty		
A	Excellent	10	76.923076923077
B	Very Good	2	15.384615384615
C	Good	1	7.6923076923077
D	Average	0	0
E	Poor	0	0



Q. No. 6:	Project guidance		
A	Excellent	6	46.153846153846
B	Very Good	5	38.461538461538
C	Good	0	0
D	Average	2	15.384615384615
E	Poor	0	0



Q. No. 7:	Quality of Support material		
A	Excellent	7	53.846153846154
B	Very Good	5	38.461538461538
C	Good	1	7.6923076923077
D	Average	0	0
E	Poor	0	0



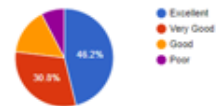
Q. No. 8:	Training & Placement		
A	Excellent	7	53.846153846154
B	Very Good	4	30.769230769231
C	Good	1	7.6923076923077
D	Average	1	7.6923076923077
E	Poor	0	0



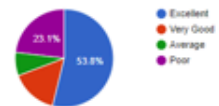
Q. No. 9:	Library		
A	Excellent	8	61.538461538462
B	Very Good	2	15.384615384615
C	Good	3	23.076923076923
D	Average	0	0
E	Poor	0	0



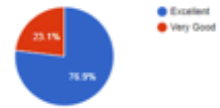
Q. No. 10:	Canteen facilities		
A	Excellent	6	46.153846153846
B	Very Good	4	30.769230769231
C	Good	2	15.384615384615
D	Average	0	0
E	Poor	1	7.6923076923077



Q. No. 11:	Hostel facilities		
A	Excellent	7	53.846153846154
B	Very Good	2	15.384615384615
C	Good	0	0
D	Average	1	7.6923076923077
E	Poor	3	23.076923076923



Q. No. 12:	Overall Rating of the College		
A	Excellent	10	76.923076923077
B	Very Good	3	23.076923076923
C	Good	0	0
D	Average	0	0
E	Poor	0	0



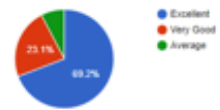
Q. No. 13:	Alumni Association/Network of old friends		
A	Excellent	8	61.538461538462
B	Very Good	3	23.076923076923
C	Good	2	15.384615384615
D	Average	0	0
E	Poor	0	0



Q. No. 14:	What is the caliber of students passing out of this college		
A	Excellent	8	61.538461538462
B	Very Good	5	38.461538461538
C	Good	0	0
D	Average	0	0
E	Poor	0	0



Q. No. 15:	How do you rate the course which are skills related suiting to the job		
A	Excellent	9	69.230769230769
B	Very Good	3	23.076923076923
C	Good	0	0
D	Average	1	7.6923076923077
E	Poor	0	0



Q. No. 16:	How do you rate the learning experience in terms of their relevance to the real life application?		
A	Excellent	9	69.230769230769
B	Very Good	3	23.076923076923
C	Good	1	7.6923076923077
D	Average	0	0
E	Poor	0	0

