

Sariya College, Suriya Internal Quality Assurance Cell (IQAC) Student's Feedback Report Dent of Economics						
Q. No. 1	Your background for benefiting from the course was					
A	More than adequate	1411	241.7706			
B	Just adequate	553	94.75488			
C	Inadequate	81	13.87911			
D	Cannot Say	56	9.595431			

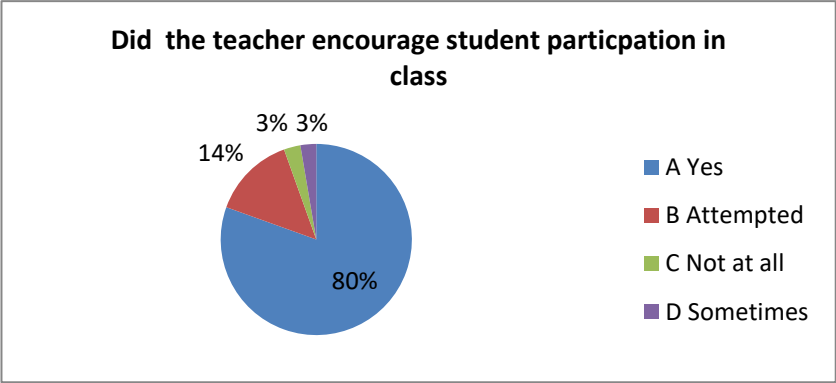
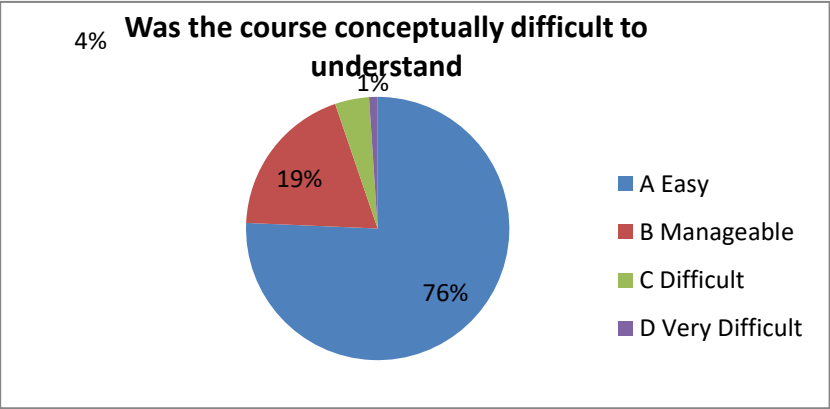
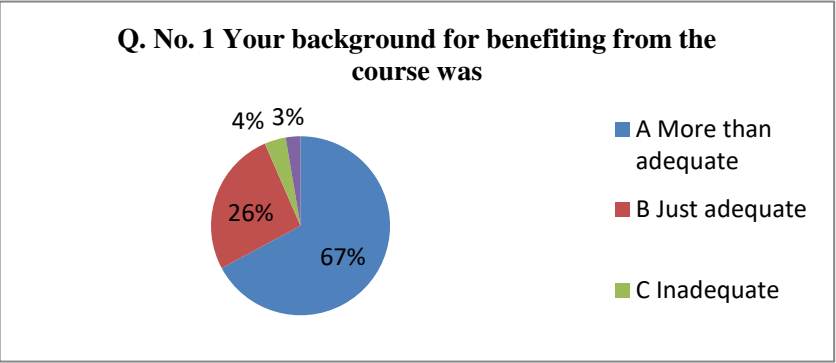
1. On question no -1 background from benefiting from the course, 07% Students consider it as more than adequate. Only 6% consider as inadequate, 26% consider as just adequate and 3% respond as cannot say.

Q. No. 2	Was the course conceptually difficult to understand					
A	Easy	1590	272.4417			
B	Manageable	401	68.71014			
C	Difficult	88	15.07853			
D	Very Difficult	22	3.769634			

2. whether the course was conceptually difficult to understand, for 76% Students it was easy, for 19% it was easy, for 19% it was manageable, for 4% it was difficult and for 10% it was very difficult.

Q. No. 3	Did the teacher encourage student participation in class					
A	Yes	1691	289.7477			
B	Attempted	295	50.54736			
C	Not at all	59	10.10947			
D	Sometimes	56	9.595431			

3.On the question of how for teachers encourage student participation in the class, 80% students tell Yes, 14% tell attempted, 3% tell not at all & 3% tell sometimes.



Q. No. 4	Was the teacher					
A	Courteous	1718	294.3741			
B	Rude	222	38.03903			
C	Indifferent	87	14.90719			
D	Strict	74	12.67968			

4. 82% Students consider that teacher was courteous, 11% consider that teacher was rude, 4% students feel that teacher was indifferent and 3% feel that teacher was strict.

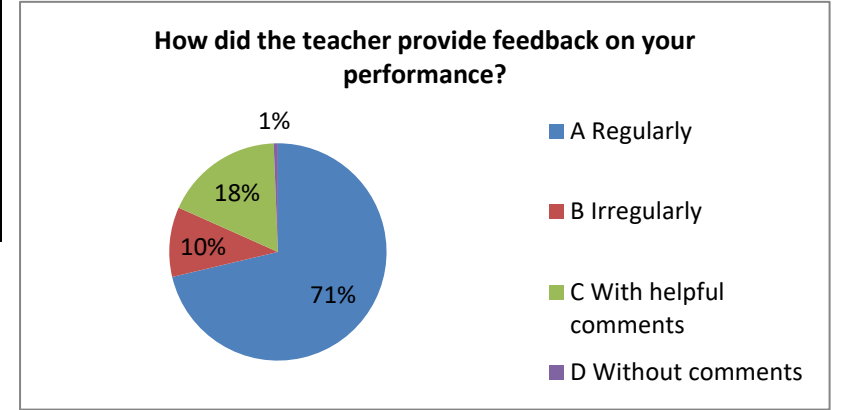
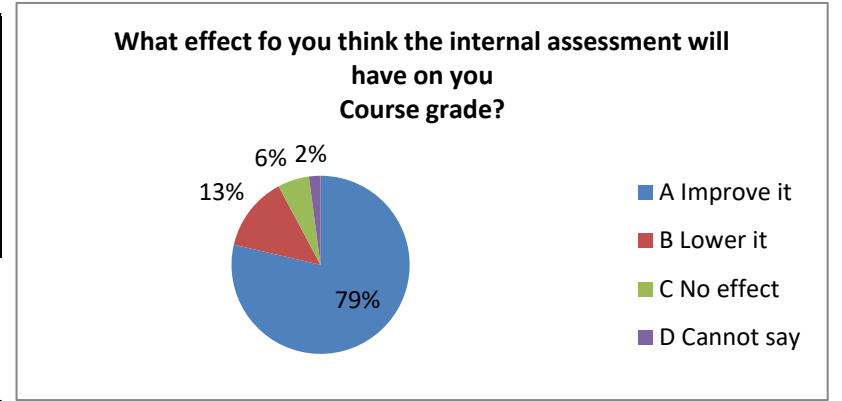
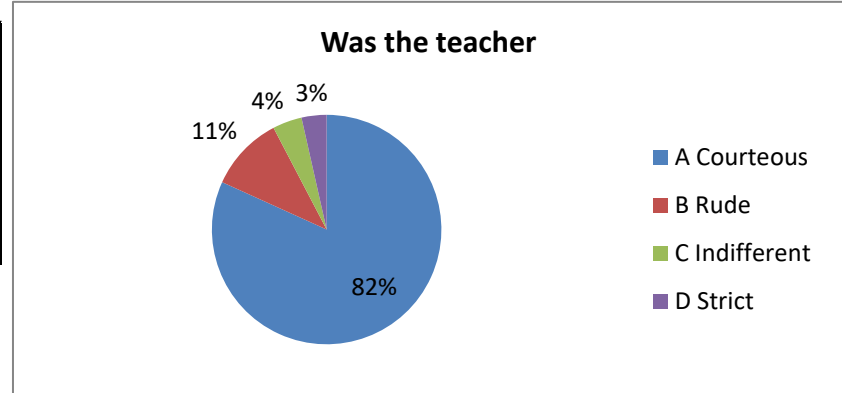
Q. No. 5	What effect fo you think the internal assessment will have on you					
A	Improve it	1652	283.0652			
B	Lower it	285	48.83389			
C	No effect	120	20.56164			
D	Cannot say	44	7.539267			

5. On the effect of internal assessment on course grade, 79% consider that 7 improves the grade, 13% Consider that it lowers the grade, 6% consider that it has no effect and 2% say that they cannot say on this matter.

Q. No. 6	How did the teacher provide feedback on your performance?					
A	Regularly	1498	256.6778			
B	Irregularly	218	37.35364			
C	With helpful comments	372	63.74108			
D	Without comments	13	2.227511			

6. On how did teacher provide feedback on student performance, 71% respond as regularly, 18% as irregularly, 10% as with help feel comment, 1% as without comments.

Q. No. 7	Was there any opportunity for personal interaction with teachers?					
----------	---	--	--	--	--	--

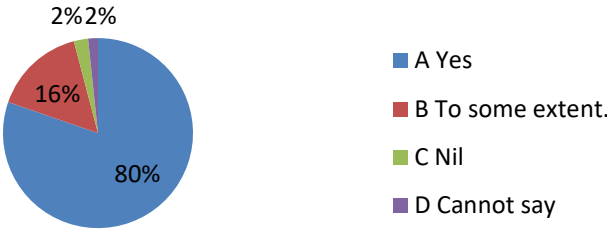


Was there anv oppnortunitv for personal					
---	--	--	--	--	--

A	Yes	1687	289.0624			
B	To some extent.	328	56.20181			
C	Nil	51	8.738696			
D	Cannot say	35	5.997144			

7. On if there was any opportunity for personal interaction with teachers, 80% respond as Yes, 16% as to some extent , 02% as nil and 02% as cannot say.

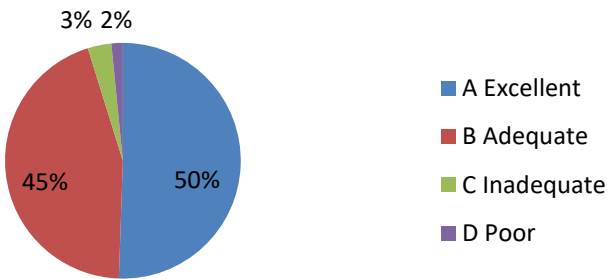
Was there any opportunity for personal interaction with teachers?



Q. No. 8	What is your opinion about the library holdings for the course?					
A	Excellent	1062	181.9705			
B	Adequate	938	160.7235			
C	Inadequate	68	11.65159			
D	Poor	33	5.65445			

8. On the opinion about library holdings for the course, 50% responded as excellent, 45% as adequate, 3% as inadequate and 2% as poor

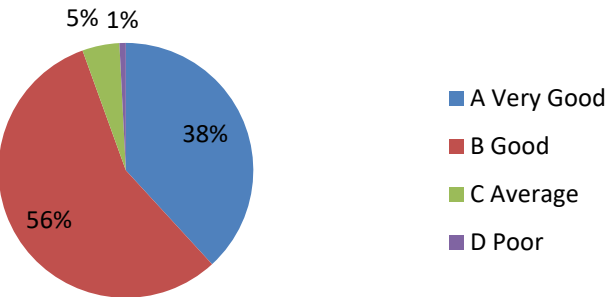
What is your opinion about the library holdings for the course?



Q. No. 9	The internal evaluation system as it exists is					
A	Very Good	802	137.4203			
B	Good	1183	202.7035			
C	Average	99	16.96335			
D	Poor	17	2.912899			

9. On the internal evaluation system, 56% students consider as very good, 38% as good , 5% as average, 1% as poor.

The internal evaluation system as it exists is



Q. No. 10	How do you rate the student-teacher relationship in your department?					
A	Very Good	781	133.822			

How do you rate the student-teacher relationship in your department?

B	Good	1186	203.2175			
C	Satisfactory	92	15.76392			
D	Poor	42	7.196573			

10. On the question – How do you find the college administrative office, 57% responded as very helpful, 37% as helpful, 4% as indifferent and 2% as unhelpful.

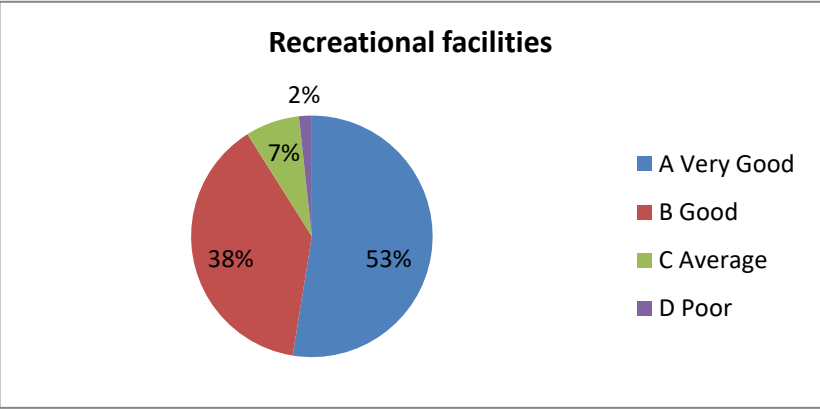
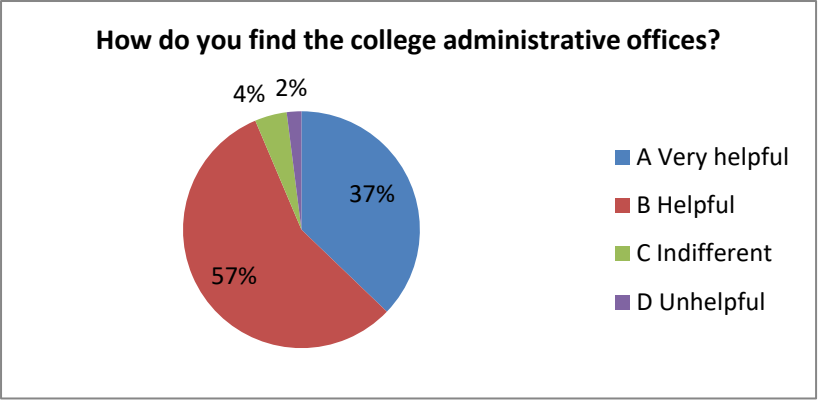
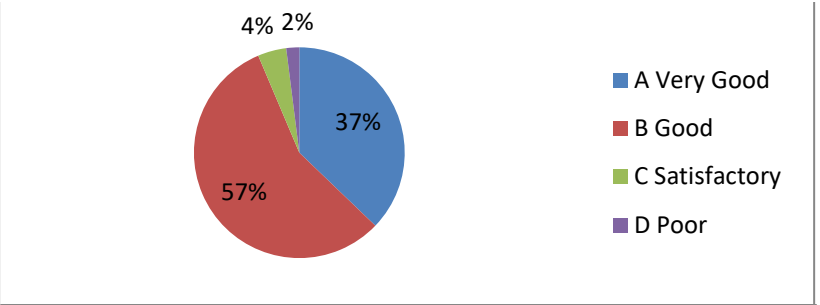
Q. No. 11	How do you find the college administrative offices?					
A	Very helpful	781	133.822			
B	Helpful	1186	203.2175			
C	Indifferent	92	15.76392			
D	Unhelpful	42	7.196573			

11. On the questions – How do you find the college administrative office, 57% responded as very helpful, 37% as helpful, 4% as indifferent and 02% as unhelpful.

Q.No.12	Recreational facilities					
A	Very Good	1104	189.1671			
B	Good	809	138.6197			
C	Average	152	26.04474			
D	Poor	36	6.168491			

12. On recreational facilities, 53% students responded as very good, 38% as good, 7% as average and 02% as poor.

Q.No.13	Extra- Curricular Activities					
A	Very Good	833	142.732			
B	Good	1053	180.4284			
C	Average	185	31.69919			



D	Poor	30	5.140409			
---	------	----	----------	--	--	--

13. On extra-curricular facilities, 50% students responded as very good, 40% as good, 9% as average and 01% as poor.

Q.No.14	Sports facilities					
A	Very Good	932	159.6954			
B	Good	912	156.2684			
C	Average	184	31.52784			
D	Poor	73	12.50833			

1 sports facilities, 44% students responded as very good 43% as good, 9% as average and 4% as

Q.No.15	Canteen/Saintation/Water					
A	Very Good	597	102.2941			
B	Good	1140	195.3356			
C	Average	237	40.60923			
D	Poor	127	21.76107			

15. On facilities like –Canteen/Sanitation/water 54% responded as very good, 29% as good, 11% as averge and 6% as poor.

